

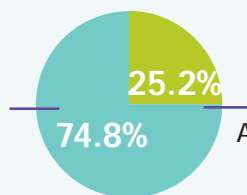
# Kidney failure in Alabama: 2022

## Overview of kidney failure in Alabama

**13,939**  
Alabamians are living with kidney failure



**10,426**  
Alabamians are on dialysis



**3,513**  
Alabamians are living with a kidney transplant



### LEADING CAUSES OF KIDNEY FAILURE

Percentage of kidney failure cases caused by diabetes

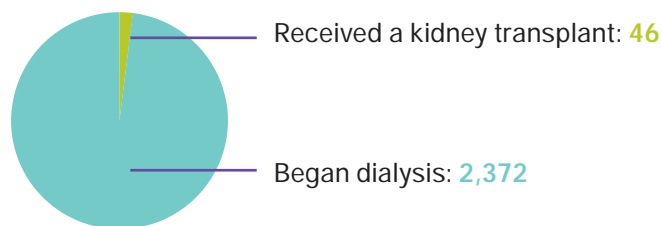


Percentage of kidney failure cases caused by high blood pressure



**2,418**

New cases of kidney failure diagnosed in Alabama in 2019 (most recent data available)



The total number of Alabamians living with kidney failure has increased by **41%** since 2009.

## Kidney transplants in Alabama



**ONLY ABOUT 1 IN 3 ALABAMIANS ON THE KIDNEY TRANSPLANT WAITING LIST RECEIVED A TRANSPLANT IN 2021.**



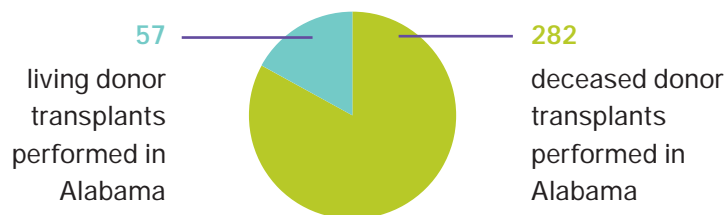
**1,065**

Alabamians are on the kidney transplant waiting list\*



**339**

transplants performed in Alabama in 2021, a **30.9%** increase from 2011



Compared to 2011, there was an **46.2%** decrease in living donor kidney transplants

\*As of March 9, 2022

Sources: U.S. Renal Data System 2021 Annual Data Report, Organ Procurement and Transplantation Network; Centers for Disease Control and Prevention Behavioral Risk Factor Surveillance System



KIDNEY FAILURE HAS A DISPROPORTIONATE IMPACT ON PEOPLE OF COLOR. COMPARED TO WHITE AMERICANS, THE LIKELIHOOD OF DEVELOPING KIDNEY FAILURE IS:

3.4X

greater for Black Americans

1.9X

greater for American Indians

1.3X

greater for Asian Americans

1.5X

greater for people of Hispanic/Latino ethnicity than people of non-Hispanic/Latino ethnicity.

THE AMERICAN KIDNEY FUND (AKF) PROVIDES FINANCIAL ASSISTANCE TO:

1 out of 17

White Americans with kidney failure

1 out of 10

Black Americans with kidney failure

1 out of 10

Hispanic/Latino Americans with kidney failure



80% of Americans with kidney failure

are on dialysis

80% receive financial assistance



1,627

Alabamians on dialysis and living with transplants received grants from AKF in 2021 to pay for their insurance premiums and other health care-related costs not covered by insurance.



\$5,502,798

in charitable assistance from AKF ensured that low-income Alabama dialysis and transplant patients could afford their lifesaving health care in 2021.



INSURANCE BREAKDOWN OF AMERICANS WHO RECEIVED CHARITABLE PREMIUM ASSISTANCE FROM AKF IN 2021

Medicare Part B: 36.8%  
Medigap: 31.1%  
Employer group health plans (including COBRA): 18.9%  
Commercial plans: 10.5%

Exchange: 3.4%  
Annuity: 1.5%  
Medicare Advantage: 1.2%  
Medicaid (in states that charge premiums): 0.1%