

Kidney failure in Kentucky: 2022

Overview of kidney failure in Kentucky

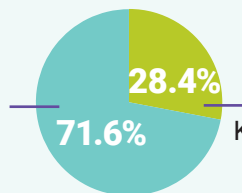
9,236

Kentuckians are living with
kidney failure



6,612

Kentuckians
are on dialysis



2,624

Kentuckians are living with
a kidney transplant



LEADING CAUSES OF KIDNEY FAILURE

Percentage of kidney failure cases caused
by diabetes



47%

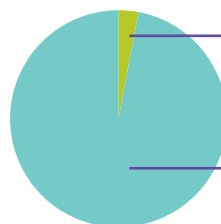
Percentage of kidney failure cases caused
by high blood pressure



28%

1,847

New cases of kidney failure diagnosed
in Kentucky in 2019
(most recent data available)



Received a kidney transplant: 48

Began dialysis: 1,799

The total number of Kentuckians living with kidney failure has increased by **37.9%** since 2009.

Kidney transplants in Kentucky



**ONLY ABOUT 1 IN 5 KENTUCKIANS ON THE
KIDNEY TRANSPLANT WAITING LIST RECEIVED
A TRANSPLANT IN 2021.**



824

Kentuckians are on the kidney
transplant waiting list*

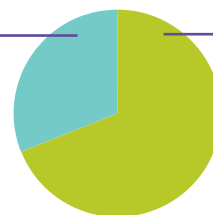


169

transplants performed in Kentucky in 2021,
a **13.4% increase** from 2011

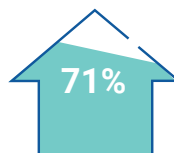
53

living donor
transplants
performed in
Kentucky



116

deceased donor
transplants
performed in
Kentucky



Compared to 2011, there was an
71% increase in living donor kidney
transplants

*As of March 9, 2022

Sources: U.S. Renal Data System 2021 Annual Data Report, Organ Procurement and Transplantation Network; Centers for Disease Control and Prevention Behavioral Risk Factor Surveillance System

Health disparities in kidney failure

KIDNEY FAILURE HAS A DISPROPORTIONATE IMPACT ON PEOPLE OF COLOR. COMPARED TO WHITE AMERICANS, THE LIKELIHOOD OF DEVELOPING KIDNEY FAILURE IS:

3.4X

greater for Black Americans

1.9X

greater for American Indians

1.3X

greater for Asian Americans

1.5X

greater for people of Hispanic/Latino ethnicity
than people of non-Hispanic/Latino ethnicity.

THE AMERICAN KIDNEY FUND (AKF) PROVIDES FINANCIAL ASSISTANCE TO:

1 out of 17

White Americans
with kidney failure

1 out of 10

Black Americans
with kidney failure

1 out of 10

Hispanic/Latino Americans
with kidney failure

Why people with kidney failure need financial assistance from AKF:

Kidney failure is a disability. Dialysis is life support. Treating kidney failure and its comorbidities is more consuming than a full-time job: more than **80%** of people on dialysis cannot work.



1,116

Kentuckians on dialysis and living with transplants received grants from AKF in 2021 to pay for their insurance premiums and other health care-related costs not covered by insurance.



\$4,030,896

in charitable assistance from AKF ensured that low-income Kentucky dialysis and transplant patients could afford their lifesaving health care in 2021.



**INSURANCE
BREAKDOWN OF
AMERICANS WHO
RECEIVED CHARITABLE
PREMIUM ASSISTANCE
FROM AKF IN 2021**

Medicare Part B: **36.8%**
Medigap: **31.1%**
Employer group health plans
(including COBRA): **18.9%**
Commercial plans: **10.5%**

Exchange: **3.4%**
Annuity: **1.5%**
Medicare Advantage: **1.2%**
Medicaid (in states that
charge premiums): **0.1%**