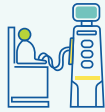


# Kidney failure in South Carolina: 2022

## Overview of kidney failure in South Carolina

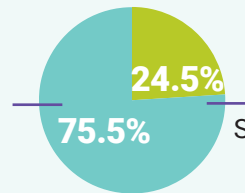
**14,413**

South Carolinians are living with kidney failure



**10,883**

South Carolinians are on dialysis



**3,530**

South Carolinians are living with a kidney transplant



### LEADING CAUSES OF KIDNEY FAILURE

Percentage of kidney failure cases caused by diabetes



47%

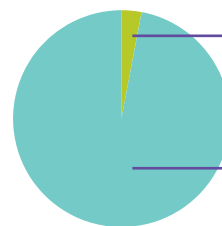
Percentage of kidney failure cases caused by high blood pressure



28%

**2,453**

New cases of kidney failure diagnosed in South Carolina in 2019  
(most recent data available)



Received a kidney transplant: **65**

Began dialysis: **2,388**

The total number of South Carolinians living with kidney failure has increased by **22.7%** since 2009.

## Kidney transplants in South Carolina



**ONLY ABOUT 1 IN 3 SOUTH CAROLINIANS ON THE KIDNEY TRANSPLANT WAITING LIST RECEIVED A TRANSPLANT IN 2021.**



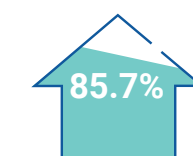
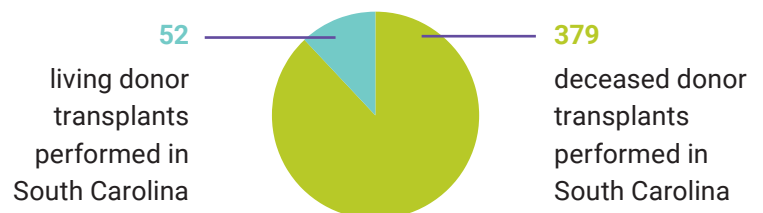
**1,385**

South Carolinians are on the kidney transplant waiting list\*



**431**

transplants performed in South Carolina in 2021, a **95.9% increase** from 2011



Compared to 2011, there was an **85.7% increase** in living donor kidney transplants

\*As of March 9, 2022

Sources: U.S. Renal Data System 2021 Annual Data Report, Organ Procurement and Transplantation Network; Centers for Disease Control and Prevention Behavioral Risk Factor Surveillance System

## Health disparities in kidney failure

KIDNEY FAILURE HAS A DISPROPORTIONATE IMPACT ON PEOPLE OF COLOR. COMPARED TO WHITE AMERICANS, THE LIKELIHOOD OF DEVELOPING KIDNEY FAILURE IS:

3.4×

greater for Black Americans

1.9×

greater for American Indians

1.3×

greater for Asian Americans

1.5×

greater for people of Hispanic/Latino ethnicity than people of non-Hispanic/Latino ethnicity.

THE AMERICAN KIDNEY FUND (AKF) PROVIDES FINANCIAL ASSISTANCE TO:

1 out of 17

White Americans with kidney failure

1 out of 10

Black Americans with kidney failure

1 out of 10

Hispanic/Latino Americans with kidney failure

## Why people with kidney failure need financial assistance from AKF:

Kidney failure is a disability. Dialysis is life support. Treating kidney failure and its comorbidities is more consuming than a full-time job: more than **80%** of people on dialysis cannot work.



1,455

South Carolinians on dialysis and living with transplants received grants from AKF in 2021 to pay for their insurance premiums and other health care-related costs not covered by insurance.



\$4,332,429

in charitable assistance from AKF ensured that low-income South Carolina dialysis and transplant patients could afford their lifesaving health care in 2021.



**INSURANCE  
BREAKDOWN OF  
AMERICANS WHO  
RECEIVED CHARITABLE  
PREMIUM ASSISTANCE  
FROM AKF IN 2021**

Medicare Part B: **36.8%**  
Medigap: **31.1%**  
Employer group health plans  
(including COBRA): **18.9%**  
Commercial plans: **10.5%**

Exchange: **3.4%**  
Annuity: **1.5%**  
Medicare Advantage: **1.2%**  
Medicaid (in states that  
charge premiums): **0.1%**